

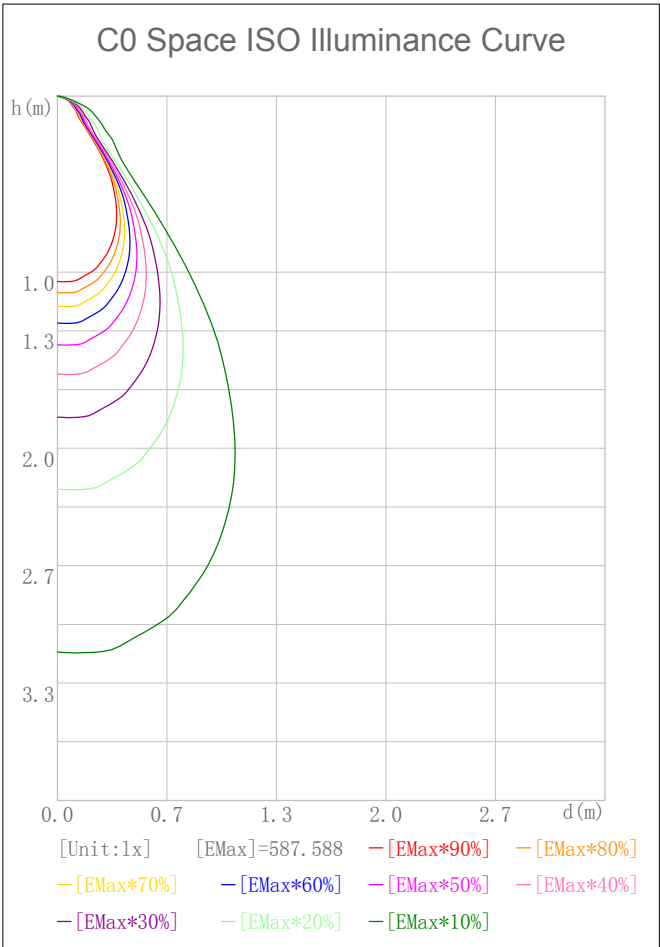
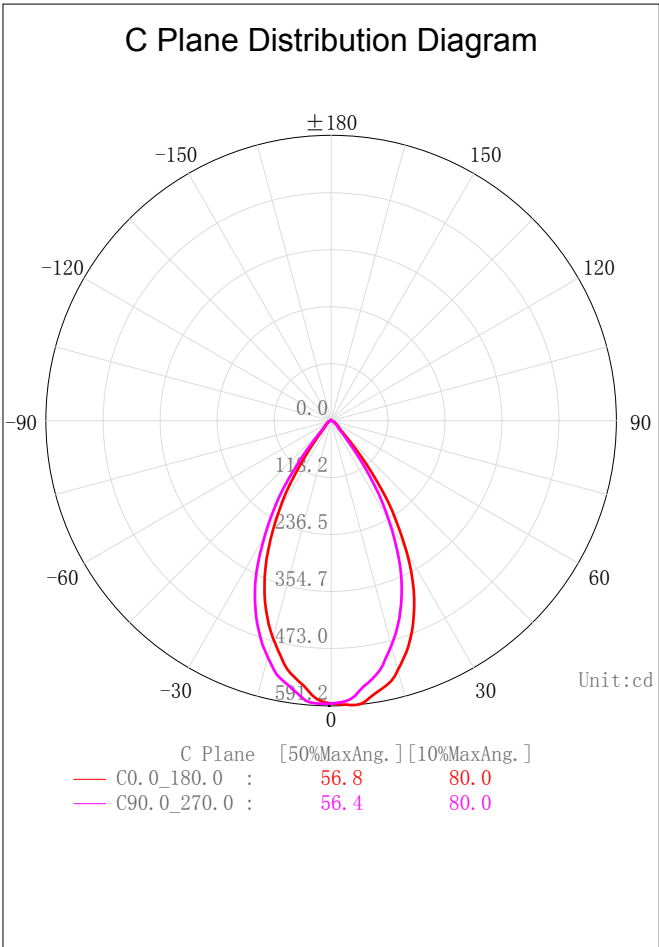
Indoor Luminaire Photometric Data

Description Information

Luminary Name:WL02-06-XX-04 3000K RA90 60D		Lum. Catalog:	Test ID: 01
Lamp Name:		Lamp Catalog: LED	Test Date: 2021/11/13
Manufacture: Shenzhen Norming Lighting Co., Ltd		Shld.Ang(°):	Test Machine:GON-2000
Test Lab: Quality Department		Frequency (Hz):	Lamp CCT (K): Ra:
Lum. Size (W*L*H):0.038m*0.038m*0.000m		Lum. Area (m2):0.001	Lum. W (kg): 0.000
Test System: C, γ	Test Step: C=90.0 γ=1.0	Temp. (°C): 25	Humidity(%): 50.0

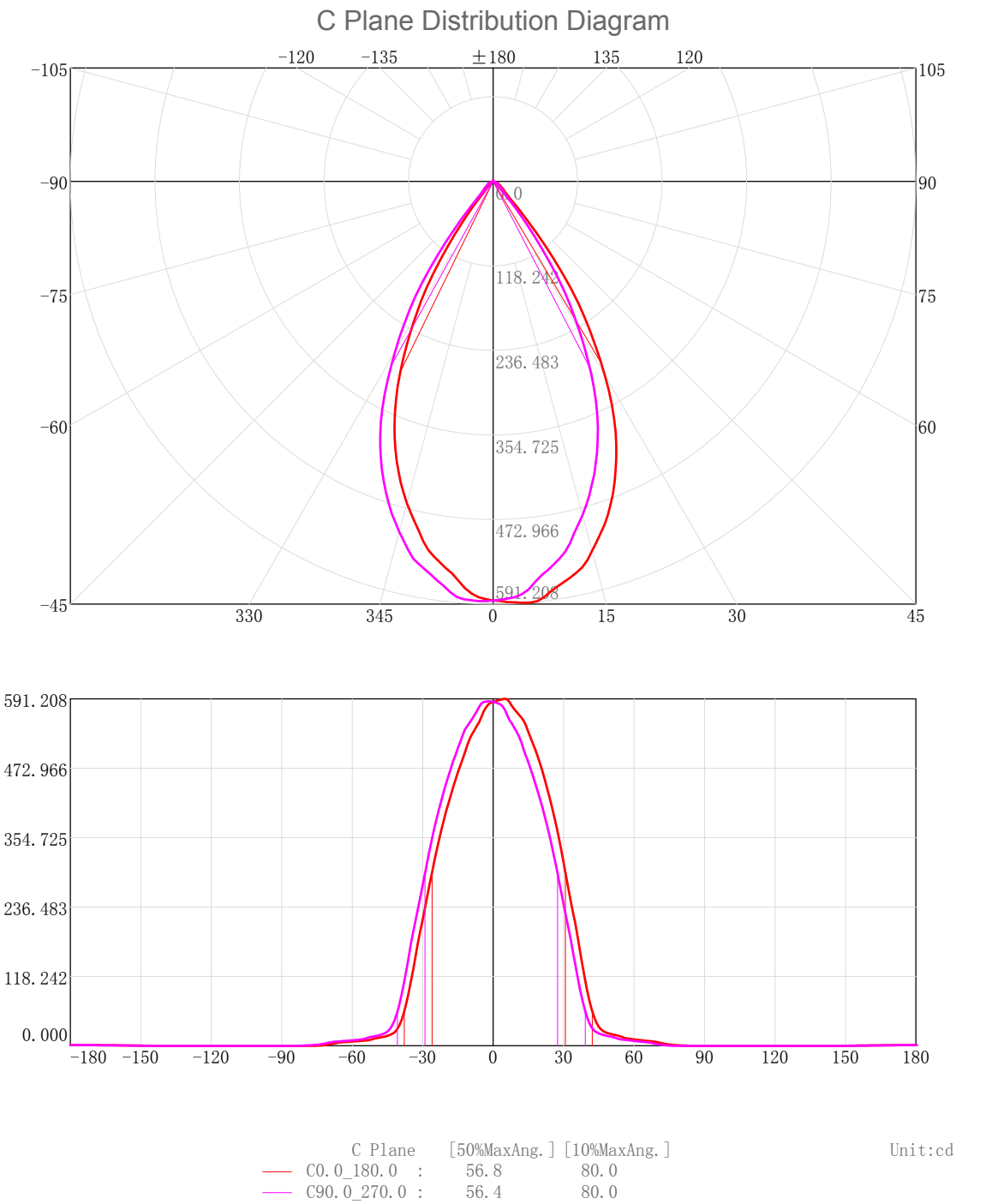
Character Parameter

Lamp Speciality Parameter		Luminaire Speciality Parameter	
Rated Flux(lm): 492.690	Luminary Flux(lm): 492.689	Field Angle(10%Imax): 80.0(°)	
Rated Power(W):	Luminary Efficiency: 100.00%	Down Lumens&Percent: 492.095lm 99.88%	
Rated Voltage(V):	Luminary EER(lm/W): 78.031	Up Lumens&Percent: 0.594lm 0.12%	
Tested Power(W): 6.314	Max. Candela(cd): 591.208	S/MH: C0_a180=0.882 C90_270=0.872	
Lamps' Inside: 1	Max Cand@Ang. (°): C=0.0 γ=5.0	CIE Type: Semi-Direct	
Tested Electrics (V, A, pf):241.0, 0.030, 0.857	Beam Angle(50%Imax): 56.8(°)	ErP ϕ use(90°): 449.978lm	
Lamp Size (W*L*H):0.038m*0.038m*0.000m	Left=-26.0°, Right=30.8°	IRF(%): 239.896	



2D Plane Light Intensity Distribution Curve

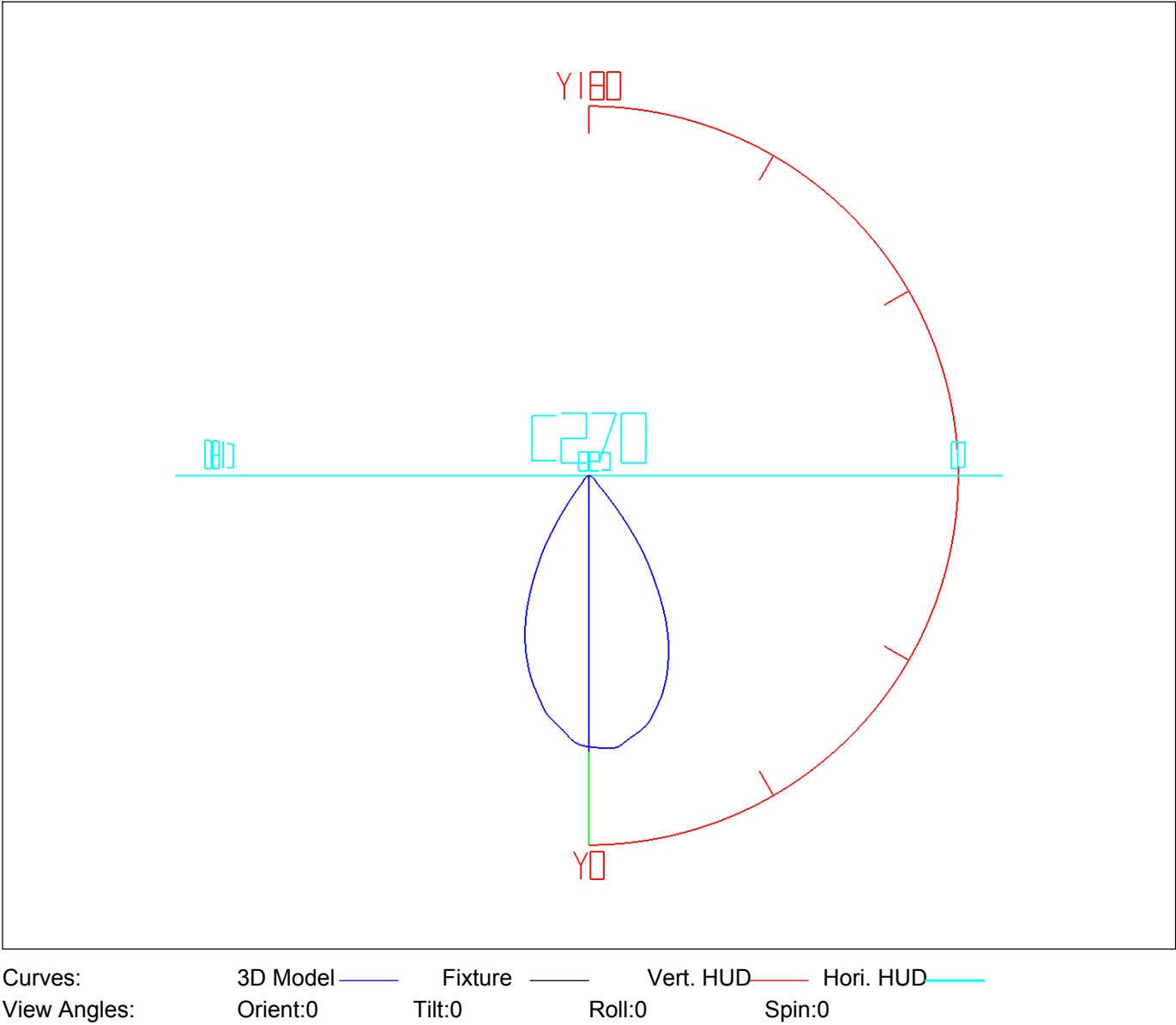
Lum. Name: WL02-06-XX-04 3000K RA90 60D	Lum. Catalog:	Test ID: 01
Lamp Name:	Lamp Catalog: LED	Test Lab: Quality Department
Manufacture: Shenzhen Norming Lighting Co., Ltd	Test Machine:GON-2000	Test Date: 2021/11/13



3D Light Intensity Distribution Modal

Lum. Name: WL02-06-XX-04 3000K RA90 60D	Lum. Catelog:	Test ID: 01
Lamp Name:	Lamp Catelog: LED	Test Lab: Quality Deparment
Manufacture: Shenzhen Norming Lighting Co., Ltd	Test Machine:GON-2000	Test Date: 2021/11/13

3D Light Intensity Distribution Modal



Zonal Flux Tabulation

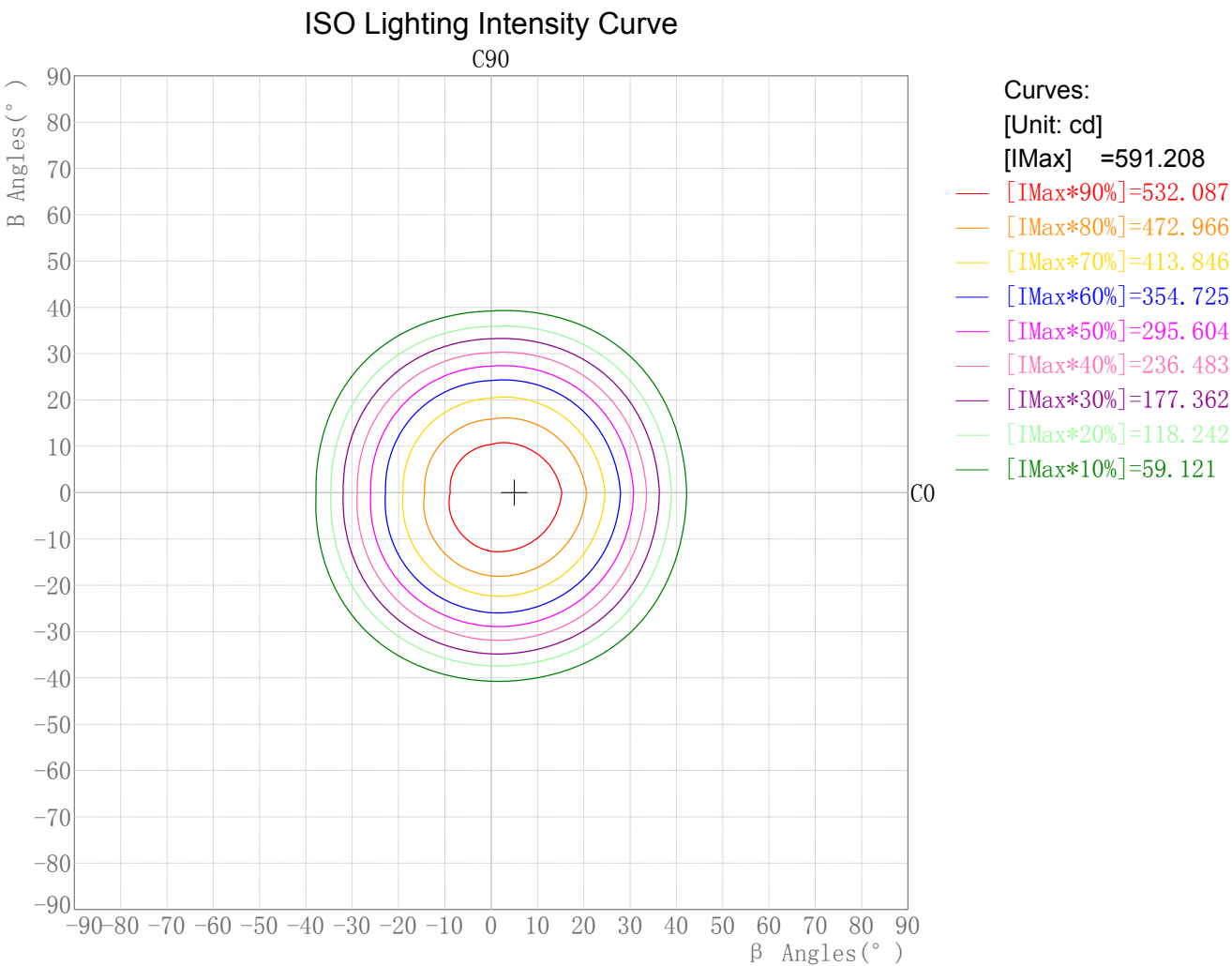
Zone(γ)	Zone Flux (lm)	Sums Flux (lm)	Zone%Lamp	Sums%Lamp	Zone(γ)	Zone Flux (lm)	Sums Flux (lm)	Zone%Lamp	Sums%Lamp
0.0-1.0	0.56	0.56	0.11	0.11	47.0-48.0	1.54	469.90	0.31	95.37
1.0-2.0	1.68	2.24	0.34	0.45	48.0-49.0	1.47	471.37	0.30	95.67
2.0-3.0	2.80	5.04	0.57	1.02	49.0-50.0	1.41	472.77	0.29	95.96
3.0-4.0	3.90	8.94	0.79	1.81	50.0-51.0	1.35	474.12	0.27	96.23
4.0-5.0	4.98	13.92	1.01	2.83	51.0-52.0	1.28	475.41	0.26	96.49
5.0-6.0	6.03	19.95	1.22	4.05	52.0-53.0	1.21	476.62	0.25	96.74
6.0-7.0	7.04	26.99	1.43	5.48	53.0-54.0	1.14	477.76	0.23	96.97
7.0-8.0	8.02	35.01	1.63	7.11	54.0-55.0	1.07	478.83	0.22	97.19
8.0-9.0	8.98	43.99	1.82	8.93	55.0-56.0	1.01	479.84	0.20	97.39
9.0-10.0	9.91	53.90	2.01	10.94	56.0-57.0	0.96	480.80	0.20	97.59
10.0-11.0	10.81	64.71	2.19	13.13	57.0-58.0	0.93	481.74	0.19	97.78
11.0-12.0	11.65	76.36	2.37	15.50	58.0-59.0	0.90	482.64	0.18	97.96
12.0-13.0	12.43	88.80	2.52	18.02	59.0-60.0	0.87	483.51	0.18	98.14
13.0-14.0	13.15	101.94	2.67	20.69	60.0-61.0	0.85	484.36	0.17	98.31
14.0-15.0	13.81	115.76	2.80	23.49	61.0-62.0	0.82	485.17	0.17	98.47
15.0-16.0	14.42	130.18	2.93	26.42	62.0-63.0	0.78	485.96	0.16	98.63
16.0-17.0	14.97	145.15	3.04	29.46	63.0-64.0	0.76	486.71	0.15	98.79
17.0-18.0	15.46	160.61	3.14	32.60	64.0-65.0	0.73	487.44	0.15	98.93
18.0-19.0	15.88	176.50	3.22	35.82	65.0-66.0	0.69	488.13	0.14	99.07
19.0-20.0	16.23	192.73	3.29	39.12	66.0-67.0	0.65	488.78	0.13	99.21
20.0-21.0	16.50	209.23	3.35	42.47	67.0-68.0	0.59	489.38	0.12	99.33
21.0-22.0	16.68	225.91	3.39	45.85	68.0-69.0	0.53	489.91	0.11	99.43
22.0-23.0	16.78	242.69	3.41	49.26	69.0-70.0	0.46	490.36	0.09	99.53
23.0-24.0	16.79	259.49	3.41	52.67	70.0-71.0	0.38	490.75	0.08	99.61
24.0-25.0	16.71	276.20	3.39	56.06	71.0-72.0	0.31	491.06	0.06	99.67
25.0-26.0	16.51	292.71	3.35	59.41	72.0-73.0	0.25	491.31	0.05	99.72
26.0-27.0	16.19	308.89	3.29	62.69	73.0-74.0	0.19	491.50	0.04	99.76
27.0-28.0	15.75	324.64	3.20	65.89	74.0-75.0	0.15	491.65	0.03	99.79
28.0-29.0	15.22	339.86	3.09	68.98	75.0-76.0	0.11	491.76	0.02	99.81
29.0-30.0	14.61	354.47	2.96	71.94	76.0-77.0	0.08	491.85	0.02	99.83
30.0-31.0	13.93	368.40	2.83	74.77	77.0-78.0	0.07	491.91	0.01	99.84
31.0-32.0	13.19	381.59	2.68	77.45	78.0-79.0	0.05	491.97	0.01	99.85
32.0-33.0	12.36	393.96	2.51	79.96	79.0-80.0	0.04	492.01	0.01	99.86
33.0-34.0	11.44	405.39	2.32	82.28	80.0-81.0	0.03	492.04	0.01	99.87
34.0-35.0	10.42	415.81	2.11	84.40	81.0-82.0	0.02	492.07	0.00	99.87
35.0-36.0	9.30	425.11	1.89	86.28	82.0-83.0	0.02	492.08	0.00	99.88
36.0-37.0	8.11	433.22	1.65	87.93	83.0-84.0	0.01	492.09	0.00	99.88
37.0-38.0	6.95	440.17	1.41	89.34	84.0-85.0	0.00	492.09	0.00	99.88
38.0-39.0	5.86	446.03	1.19	90.53	85.0-86.0	0.00	492.09	0.00	99.88
39.0-40.0	4.85	450.88	0.98	91.51	86.0-87.0	0.00	492.09	0.00	99.88
40.0-41.0	3.97	454.85	0.81	92.32	87.0-88.0	0.00	492.09	0.00	99.88
41.0-42.0	3.24	458.09	0.66	92.98	88.0-89.0	0.00	492.09	0.00	99.88
42.0-43.0	2.68	460.77	0.54	93.52	89.0-90.0	0.00	492.09	0.00	99.88
43.0-44.0	2.25	463.02	0.46	93.98	90.0-91.0	0.00	492.09	0.00	99.88
44.0-45.0	1.96	464.98	0.40	94.38	91.0-92.0	0.00	492.09	0.00	99.88
45.0-46.0	1.76	466.74	0.36	94.73	92.0-93.0	0.00	492.09	0.00	99.88
46.0-47.0	1.63	468.36	0.33	95.06	93.0-94.0	0.00	492.09	0.00	99.88

Zonal Flux Tabulation - (Cont.)

Zone(γ)	Zone Flux (lm)	Sums Flux (lm)	Zone%Lamp	Sums%Lamp	Zone(γ)	Zone Flux (lm)	Sums Flux (lm)	Zone%Lamp	Sums%Lamp
94.0-95.0	0.00	492.09	0.00	99.88	141.0-142.0	0.00	492.09	0.00	99.88
95.0-96.0	0.00	492.09	0.00	99.88	142.0-143.0	0.00	492.09	0.00	99.88
96.0-97.0	0.00	492.09	0.00	99.88	143.0-144.0	0.00	492.10	0.00	99.88
97.0-98.0	0.00	492.09	0.00	99.88	144.0-145.0	0.00	492.10	0.00	99.88
98.0-99.0	0.00	492.09	0.00	99.88	145.0-146.0	0.00	492.10	0.00	99.88
99.0-100.0	0.00	492.09	0.00	99.88	146.0-147.0	0.00	492.11	0.00	99.88
100.0-101.0	0.00	492.09	0.00	99.88	147.0-148.0	0.01	492.11	0.00	99.88
101.0-102.0	0.00	492.09	0.00	99.88	148.0-149.0	0.01	492.12	0.00	99.88
102.0-103.0	0.00	492.09	0.00	99.88	149.0-150.0	0.01	492.13	0.00	99.89
103.0-104.0	0.00	492.09	0.00	99.88	150.0-151.0	0.01	492.14	0.00	99.89
104.0-105.0	0.00	492.09	0.00	99.88	151.0-152.0	0.02	492.16	0.00	99.89
105.0-106.0	0.00	492.09	0.00	99.88	152.0-153.0	0.02	492.18	0.00	99.90
106.0-107.0	0.00	492.09	0.00	99.88	153.0-154.0	0.02	492.20	0.00	99.90
107.0-108.0	0.00	492.09	0.00	99.88	154.0-155.0	0.02	492.22	0.00	99.90
108.0-109.0	0.00	492.09	0.00	99.88	155.0-156.0	0.02	492.24	0.00	99.91
109.0-110.0	0.00	492.09	0.00	99.88	156.0-157.0	0.02	492.26	0.00	99.91
110.0-111.0	0.00	492.09	0.00	99.88	157.0-158.0	0.02	492.29	0.00	99.92
111.0-112.0	0.00	492.09	0.00	99.88	158.0-159.0	0.02	492.31	0.01	99.92
112.0-113.0	0.00	492.09	0.00	99.88	159.0-160.0	0.03	492.34	0.01	99.93
113.0-114.0	0.00	492.09	0.00	99.88	160.0-161.0	0.03	492.36	0.01	99.93
114.0-115.0	0.00	492.09	0.00	99.88	161.0-162.0	0.03	492.39	0.01	99.94
115.0-116.0	0.00	492.09	0.00	99.88	162.0-163.0	0.03	492.41	0.01	99.94
116.0-117.0	0.00	492.09	0.00	99.88	163.0-164.0	0.03	492.44	0.01	99.95
117.0-118.0	0.00	492.09	0.00	99.88	164.0-165.0	0.03	492.46	0.01	99.95
118.0-119.0	0.00	492.09	0.00	99.88	165.0-166.0	0.02	492.49	0.01	99.96
119.0-120.0	0.00	492.09	0.00	99.88	166.0-167.0	0.02	492.51	0.00	99.96
120.0-121.0	0.00	492.09	0.00	99.88	167.0-168.0	0.02	492.54	0.00	99.97
121.0-122.0	0.00	492.09	0.00	99.88	168.0-169.0	0.02	492.56	0.00	99.97
122.0-123.0	0.00	492.09	0.00	99.88	169.0-170.0	0.02	492.58	0.00	99.98
123.0-124.0	0.00	492.09	0.00	99.88	170.0-171.0	0.02	492.60	0.00	99.98
124.0-125.0	0.00	492.09	0.00	99.88	171.0-172.0	0.02	492.62	0.00	99.99
125.0-126.0	0.00	492.09	0.00	99.88	172.0-173.0	0.02	492.63	0.00	99.99
126.0-127.0	0.00	492.09	0.00	99.88	173.0-174.0	0.01	492.65	0.00	99.99
127.0-128.0	0.00	492.09	0.00	99.88	174.0-175.0	0.01	492.66	0.00	99.99
128.0-129.0	0.00	492.09	0.00	99.88	175.0-176.0	0.01	492.67	0.00	100.00
129.0-130.0	0.00	492.09	0.00	99.88	176.0-177.0	0.01	492.68	0.00	100.00
130.0-131.0	0.00	492.09	0.00	99.88	177.0-178.0	0.01	492.68	0.00	100.00
131.0-132.0	0.00	492.09	0.00	99.88	178.0-179.0	0.00	492.69	0.00	100.00
132.0-133.0	0.00	492.09	0.00	99.88	179.0-180.0	0.00	492.69	0.00	100.00
133.0-134.0	0.00	492.09	0.00	99.88					
134.0-135.0	0.00	492.09	0.00	99.88					
135.0-136.0	0.00	492.09	0.00	99.88					
136.0-137.0	0.00	492.09	0.00	99.88					
137.0-138.0	0.00	492.09	0.00	99.88					
138.0-139.0	0.00	492.09	0.00	99.88					
139.0-140.0	0.00	492.09	0.00	99.88					
140.0-141.0	0.00	492.09	0.00	99.88					

Rectangle ISO Lighting Intensity Diagram

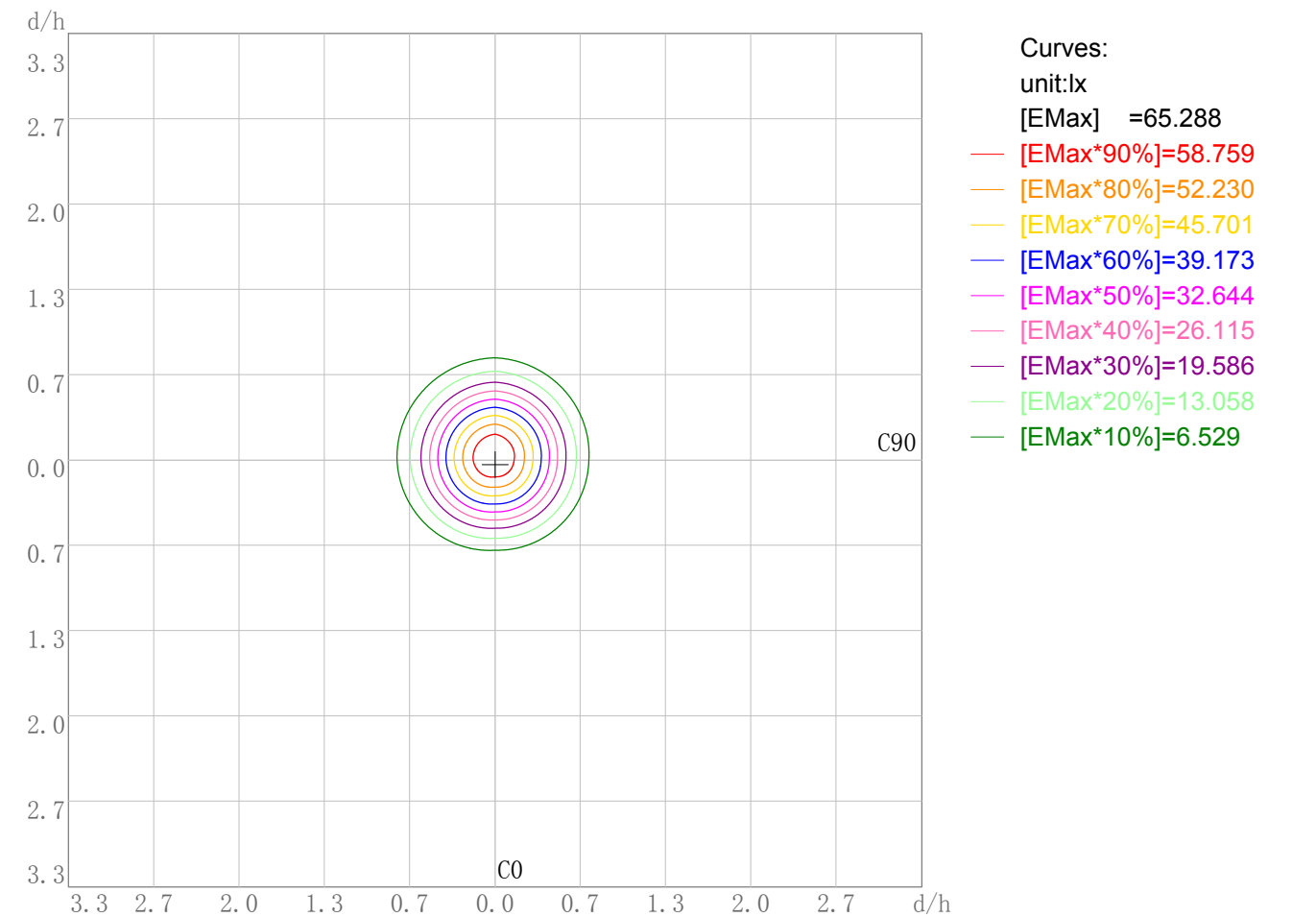
Lum. Name: WL02-06-XX-04 3000K RA90 60D	Lum. Catalog:	Test ID: 01
Lamp Name:	Lamp Catalog: LED	Test Lab: Quality Department
Manufacture: Shenzhen Norming Lighting Co., Ltd	Test Machine:GON-2000	Test Date: 2021/11/13



Plane ISO-Illuminance Diagram

Lum. Name: WL02-06-XX-04 3000K RA90 60D	Lum. Catalog:	Test ID: 01
Lamp Name:	Lamp Catalog: LED	Test Lab: Quality Department
Manufacture: Shenzhen Norming Lighting Co., Ltd	Test Machine:GON-2000	Test Date: 2021/11/13

Plane ISO-Illuminance Curve



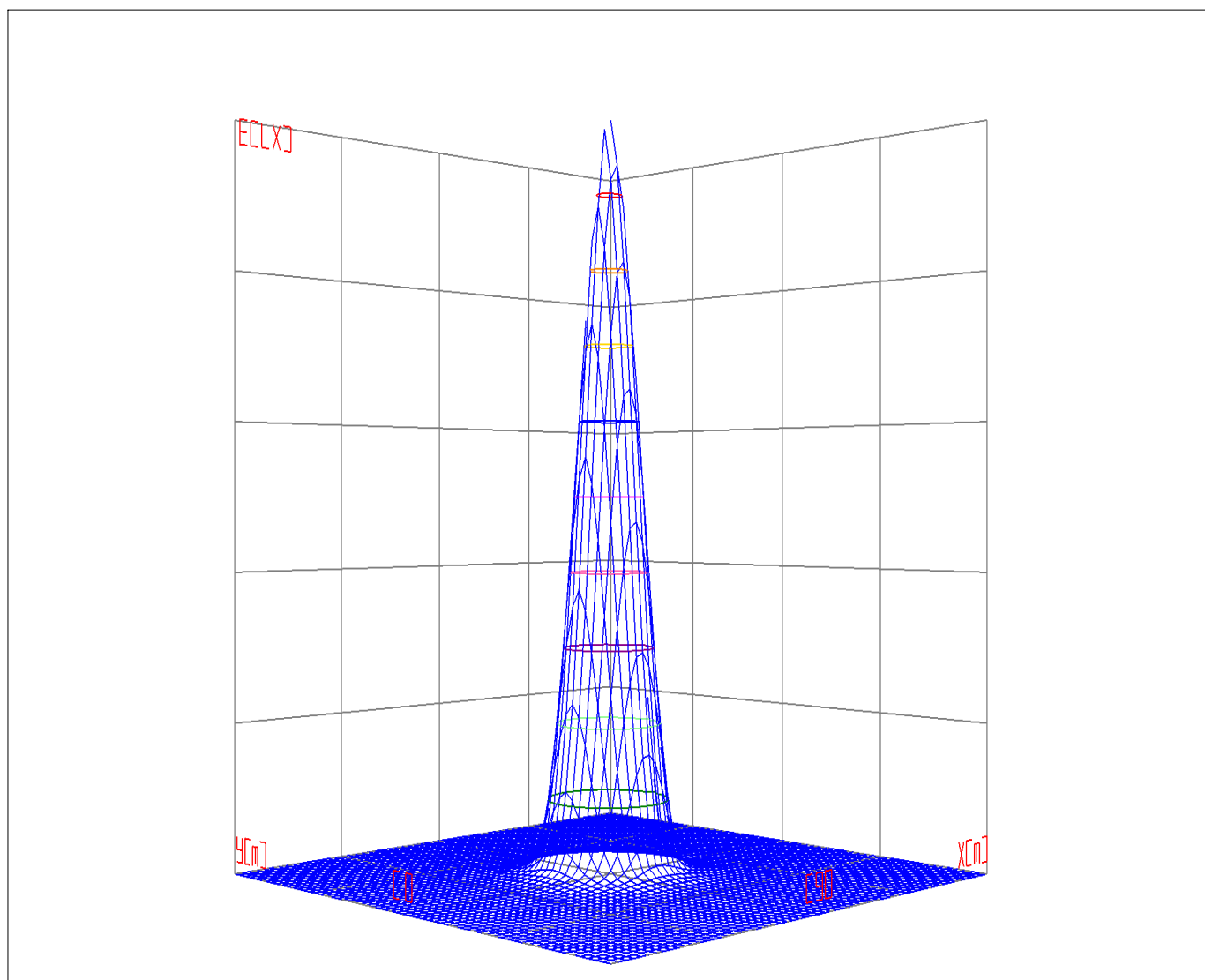
IES Indoor Report

Photometric Filename:WL02-06-XX-04 3000K RA90 60D.IES

3D Plane ISO Illuminance Diagram

Lum. Name: WL02-06-XX-04 3000K RA90 60D	Lum. Catalog:	Test ID: 01
Lamp Name:	Lamp Catalog: LED	Test Lab: Quality Department
Manufacture: Shenzhen Norming Lighting Co., Ltd	Test Machine:GON-2000	Test Date: 2021/11/13

3D Plane Illuminance Modal

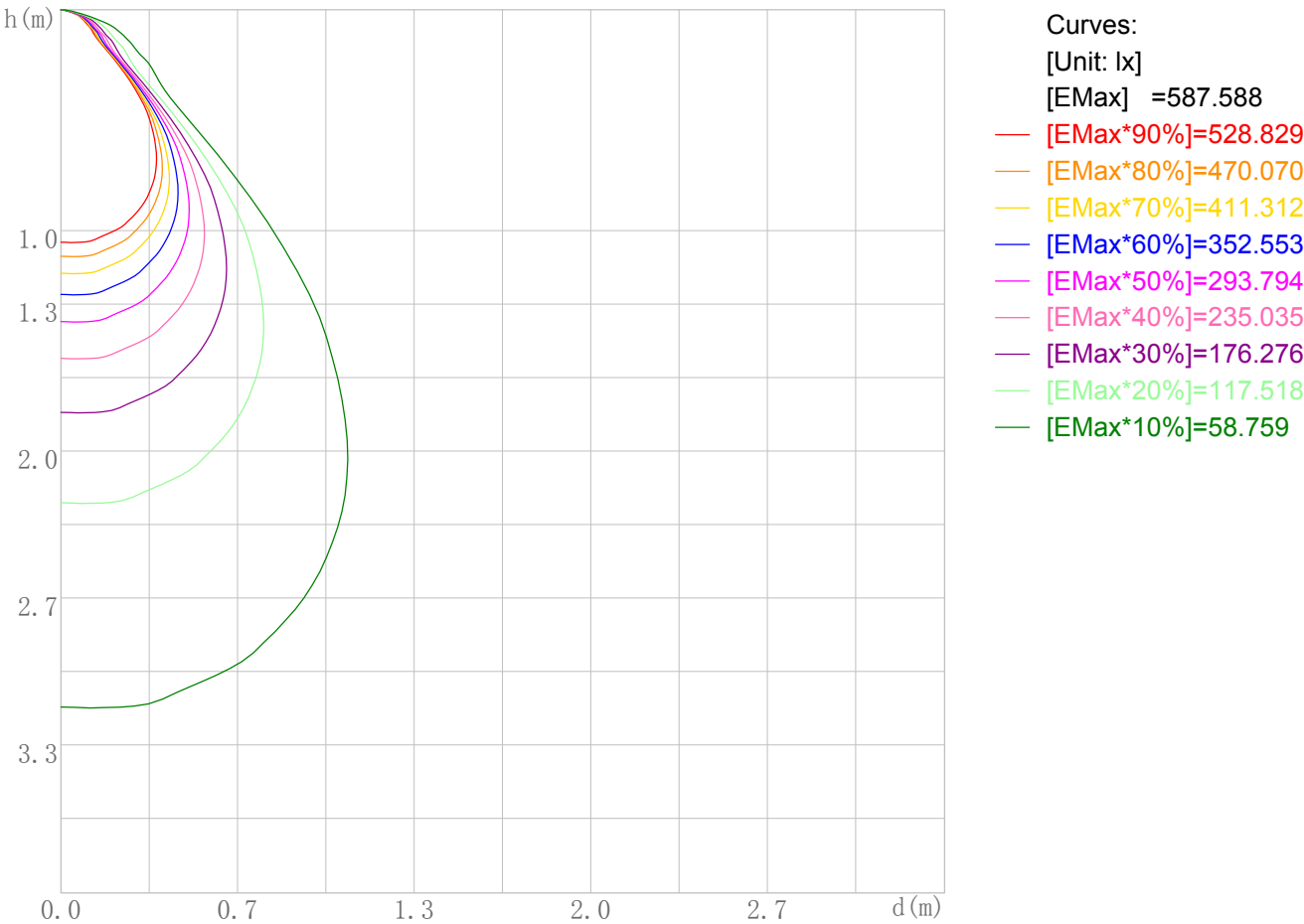


Curves: 3D Model — 90% — 80% — 70% — 60% — 50% — 40% — 30% — 20% — 10% —
View Angles(deg): 0 Height(m): 3.0 Distance(m): 10.0

Space ISO Illuminance Diagram

Lum. Name: WL02-06-XX-04 3000K RA90 60D	Lum. Catelog:	Test ID: 01
Lamp Name:	Lamp Catelog: LED	Test Lab: Quality Deparment
Manufacture: Shenzhen Norming Lighting Co., Ltd	Test Machine:GON-2000	Test Date: 2021/11/13

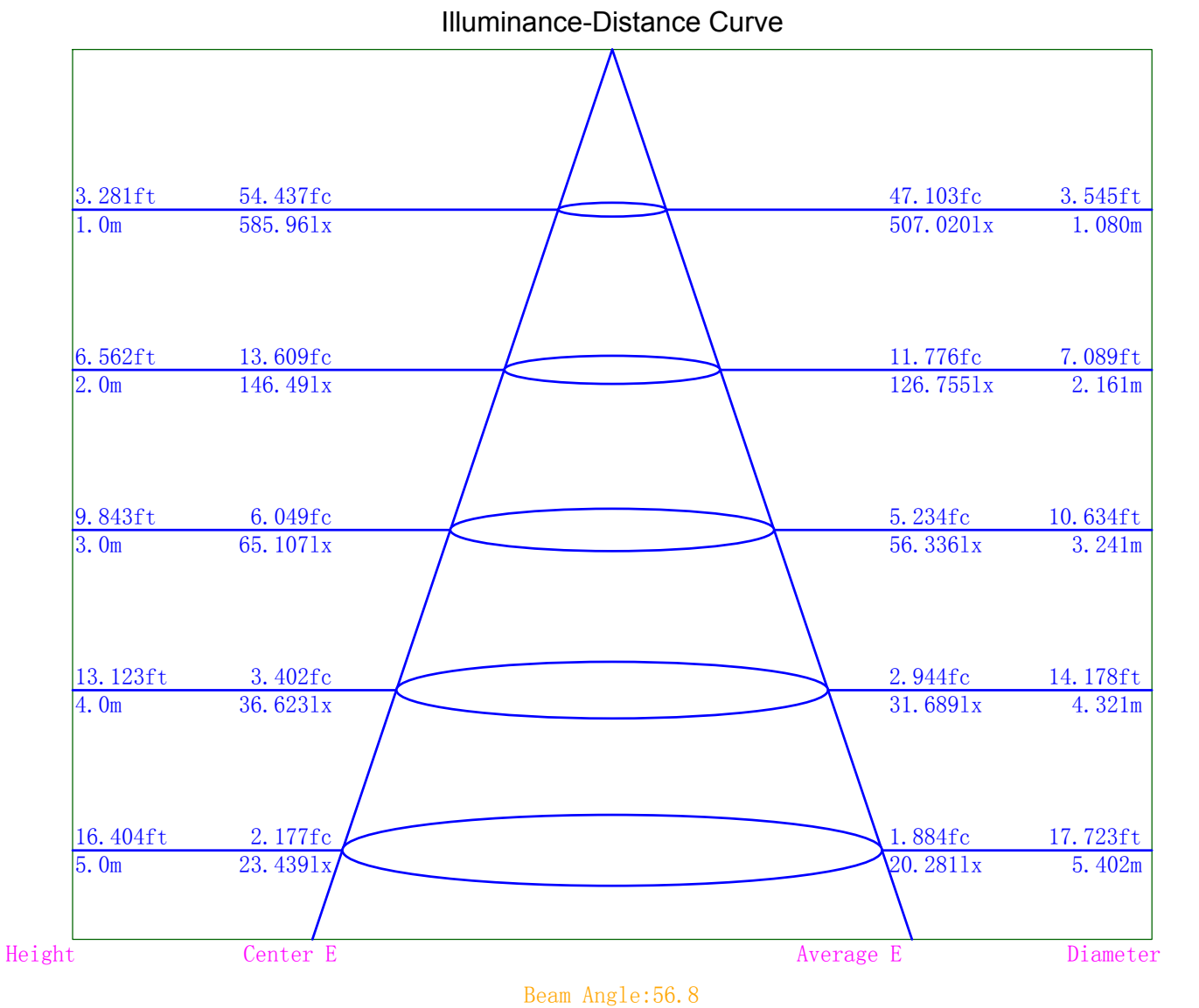
Space ISO Illuminance Curve



Space Plane Maximum Illuminance and @Angle:587.59lx,2.0deg
Plane Maximum Lighting Intensity and @Angle:591.208cd,0deg

Illuminance-Distance Diagram

Lum. Name: WL02-06-XX-04 3000K RA90 60D	Lum. Catalog:	Test ID: 01
Lamp Name:	Lamp Catalog: LED	Test Lab: Quality Department
Manufacture: Shenzhen Norming Lighting Co., Ltd	Test Machine:GON-2000	Test Date: 2021/11/13



Indoor Luminance Limiting Curves

Lum. Name: WL02-06-XX-04 3000K RA90 60D	Lum. Catalog:	Test ID: 01
Lamp Name:	Lamp Catalog: LED	Test Lab: Quality Department
Manufacture: Shenzhen Norming Lighting Co., Ltd	Test Machine:GON-2000	Test Date: 2021/11/13

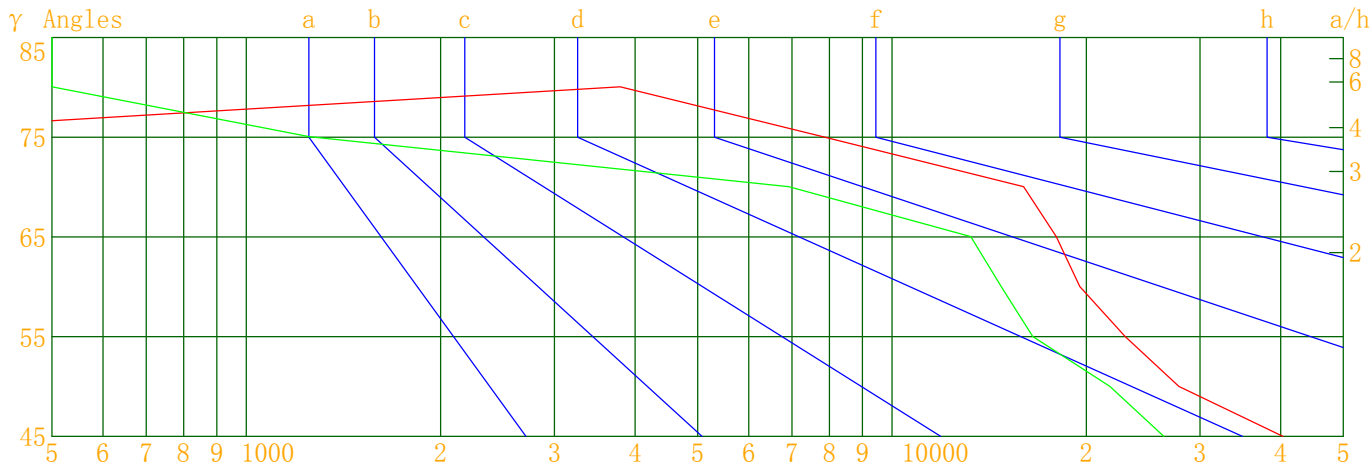
Glare Grade Table

GI	Quality	Using Illuminance							
1.15	A	2000	1000	500	<=300				
1.5	B		2000	1000	500	<=300			
1.85	C			2000	1000	500	<=300		
2.2	D				2000	1000	500	<=300	
2.55	E	a				2000	1000	500	<=300
			b	c	d	e	f	g	h

Luminance Table

Gama(deg)	45	50	55	60	65	70	75	80	85
C0	40313	27827	22968	19543	17968	15989	7819	3793	202
C90	26361	21746	16515	14759	13242	6919	1254	0	0

Luminance Limiting Curve



Luminous Size:

Length(m)=-0.038

Width(m)=-0.038

Height(m)=0.000

Area(m^2)=0.001134

Luminous Type:

Without Luminous Side

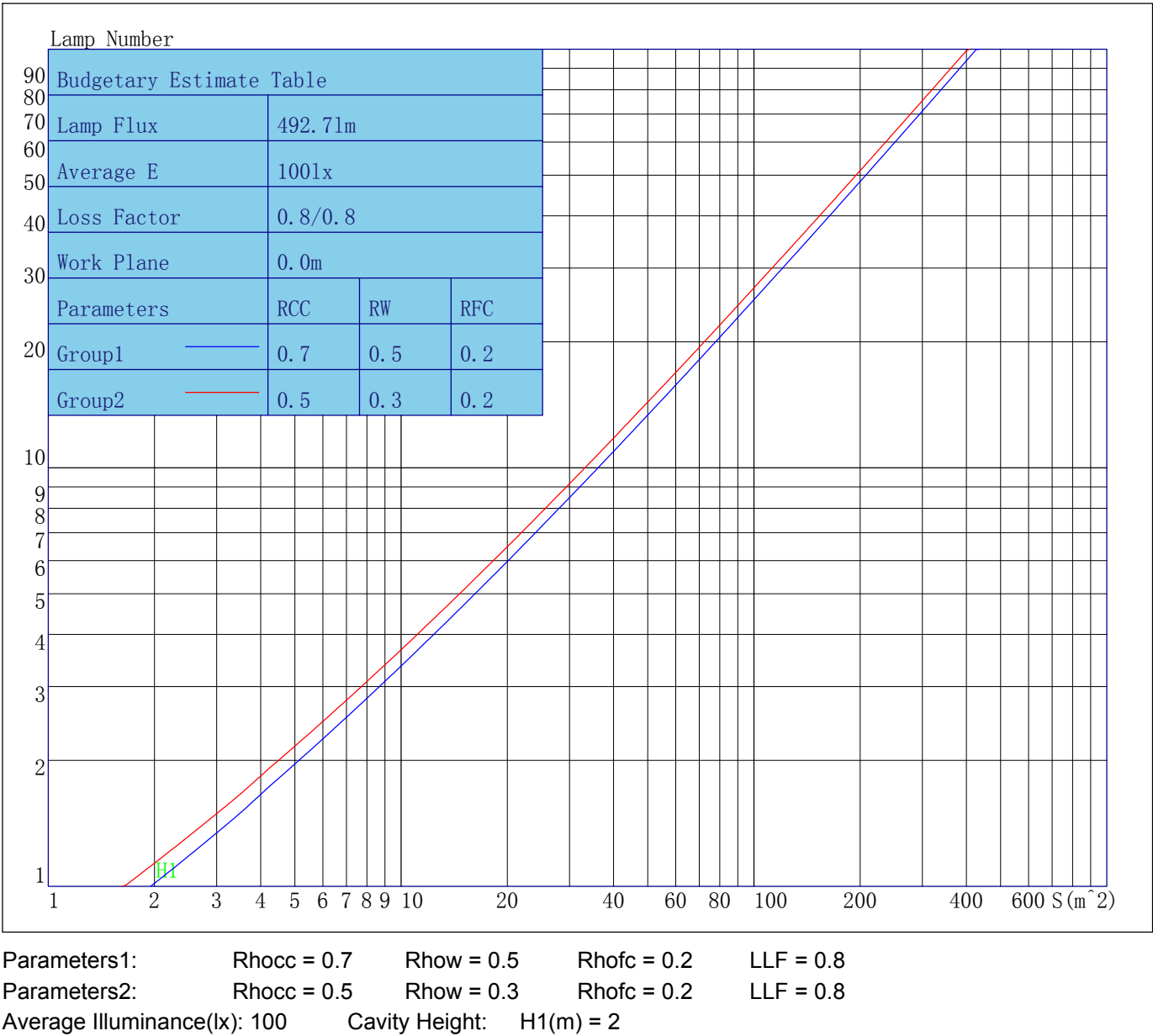
Luminous Curves:

C0-C180 Color: —

C90-C270 Color: —

Indoor Budgetary Estimate Table

Lum. Name: WL02-06-XX-04 3000K RA90 60D	Lum. Catalog:	Test ID: 01
Lamp Name:	Lamp Catalog: LED	Test Lab: Quality Department
Manufacture: Shenzhen Norming Lighting Co., Ltd	Test Machine:GON-2000	Test Date: 2021/11/13



Indoor Coefficient of Utilization Table

Lum. Name: WL02-06-XX-04 3000K RA90 60D	Lum. Catelog:	Test ID: 01
Lamp Name:	Lamp Catelog: LED	Test Lab: Quality Deparment
Manufacture: Shenzhen Norming Lighting Co., Ltd	Test Machine:GON-2000	Test Date: 2021/11/13

Coefficients of Utilization - Zonal Cavity Method																		
Coef.	Effective Floor Cavity Reflectance RFC=0.20																	
RhoCC (%)	80				70				50			30			10			0
RhoW (%)	70	50	30	10	70	50	30	10	50	30	10	50	30	10	50	30	10	0
RCR	Coefficient of Utilization(%)																	
0	119	119	119	119	116	116	116	116	111	111	111	106	106	106	102	102	102	100
1	113	111	108	106	111	108	106	104	104	103	101	101	99	98	97	96	95	93
2	108	103	99	95	105	101	97	94	98	95	92	95	92	90	92	90	88	86
3	102	96	91	87	100	94	90	86	92	88	85	89	86	83	87	84	82	80
4	97	89	84	80	95	88	83	79	86	82	78	84	80	77	82	79	76	75
5	92	84	78	73	90	83	77	73	81	76	72	79	75	72	78	74	71	70
6	87	79	73	68	86	78	72	68	76	71	68	75	70	67	73	70	67	65
7	83	74	68	64	82	73	68	63	72	67	63	71	66	63	70	66	62	61
8	79	70	64	60	78	69	63	59	68	63	59	67	62	59	66	62	59	57
9	75	66	60	56	74	65	60	56	64	59	56	64	59	55	63	58	55	54
10	72	62	57	53	71	62	56	53	61	56	52	60	56	52	60	55	52	51

Unified Glare Rating Table

Lum. Name: WL02-06-XX-04 3000K RA90 60D	Lum. Catalog:	Test ID: 01
Lamp Name:	Lamp Catalog: LED	Test Lab: Quality Department
Manufacture: Shenzhen Norming Lighting Co., Ltd	Test Machine:GON-2000	Test Date: 2021/11/13

Unified Glare Rating Table

Ceiling RCC	0.70	0.70	0.50	0.50	0.30	0.70	0.70	0.50	0.50	0.30
Wall RW	0.50	0.30	0.50	0.30	0.30	0.50	0.30	0.50	0.30	0.30
Floor RFC	0.20	0.20	0.20	0.20	0.20	0.20	0.20	0.20	0.20	0.20
Room Size	Vewed crosswise					Vewed endwise				
X=2H Y=2H	23.1	24.2	23.5	24.5	24.8	21.1	22.2	21.5	22.5	22.8
	23.2	24.2	23.6	24.5	24.9	21.1	22.1	21.5	22.4	22.8
	23.2	24.0	23.6	24.4	24.8	21.1	21.9	21.5	22.3	22.7
	23.1	23.9	23.5	24.3	24.7	20.9	21.7	21.4	22.1	22.5
	23.0	23.8	23.5	24.2	24.6	20.9	21.6	21.3	22.0	22.5
	23.0	23.7	23.4	24.1	24.5	20.8	21.6	21.3	21.9	22.4
X=4H Y=2H	23.0	23.8	23.4	24.2	24.6	21.0	21.9	21.4	22.2	22.6
	23.1	23.8	23.5	24.3	24.7	21.1	21.8	21.5	22.2	22.6
	23.1	23.7	23.5	24.2	24.6	20.9	21.6	21.4	22.0	22.5
	23.0	23.6	23.5	24.0	24.5	20.8	21.4	21.3	21.9	22.3
	22.9	23.5	23.4	23.9	24.4	20.8	21.3	21.2	21.8	22.2
	22.9	23.3	23.4	23.8	24.3	20.7	21.2	21.2	21.7	22.1
X=8H Y=4H	22.9	23.5	23.4	23.9	24.4	20.8	21.3	21.3	21.8	22.3
	22.8	23.3	23.3	23.8	24.3	20.7	21.1	21.2	21.6	22.1
	22.8	23.2	23.3	23.7	24.2	20.6	21.0	21.1	21.5	22.0
	22.7	23.1	23.2	23.6	24.1	20.5	20.9	21.1	21.4	22.0
X=12H Y=4H	22.9	23.3	23.4	23.8	24.3	20.7	21.2	21.2	21.7	22.2
	22.8	23.2	23.3	23.6	24.2	20.6	21.0	21.1	21.5	22.0
	22.7	23.1	23.2	23.6	24.1	20.5	20.9	21.1	21.4	22.0
Variations with the objerver position at spacings										
S=1.0H	1.1/-1.2					1.7/-2.0				
S=1.5H	2.5/-3.2					4.2/-7.5				
S=2.0H	2.7/-5.4					4.5/-12.9				
Reduced UGR Table:										
Nordic Standard Table:	BK0					BK0				
Correction Value	0.3					0.2				

o the CIE Pub.117, data has been corrected, refers to the lamp's lumens 8.2flm.

Candela Tabulation

V/H	C0.0	C90.0	C180.0	C270.0
γ 0.0	585.96	585.96	585.96	585.96
γ 1.0	586.92	585.22	584.21	586.87
γ 2.0	588.66	583.79	581.78	587.08
γ 3.0	589.34	582.11	577.01	586.52
γ 4.0	590.73	578.58	569.91	585.82
γ 5.0	591.21	572.50	560.03	583.23
γ 6.0	590.27	563.09	551.13	577.16
γ 7.0	585.67	554.80	544.64	569.57
γ 8.0	579.08	549.04	537.56	563.28
γ 9.0	573.63	542.20	530.91	556.59
γ 10.0	568.93	535.25	522.95	550.71
γ 11.0	564.41	527.61	512.48	544.99
γ 12.0	559.41	517.08	499.57	538.87
γ 13.0	553.77	504.25	488.27	528.64
γ 14.0	545.65	493.52	476.89	517.66
γ 15.0	534.61	482.95	466.03	507.28
γ 16.0	524.73	471.36	453.58	495.74
γ 17.0	514.36	459.47	441.25	485.48
γ 18.0	504.49	446.41	427.28	472.79
γ 19.0	492.95	433.90	413.93	460.31
γ 20.0	480.42	419.44	399.48	447.02
γ 21.0	467.61	405.85	384.14	433.22
γ 22.0	453.38	390.16	368.17	418.54
γ 23.0	438.39	374.79	351.55	403.74
γ 24.0	423.61	358.43	334.01	387.92
γ 25.0	407.69	340.58	315.64	371.65
γ 26.0	390.88	322.10	295.57	353.50
γ 27.0	372.37	302.30	275.67	333.95
γ 28.0	353.60	281.38	255.14	313.82
γ 29.0	333.38	261.31	234.85	293.20
γ 30.0	311.90	240.90	214.86	273.54
γ 31.0	290.34	221.22	196.07	253.79
γ 32.0	269.00	201.84	176.17	233.71
γ 33.0	247.72	182.47	153.46	214.26
γ 34.0	227.71	160.08	130.84	195.41
γ 35.0	207.67	137.57	109.30	173.44
γ 36.0	184.93	115.80	89.44	149.59
γ 37.0	160.86	95.59	71.70	127.13
γ 38.0	137.54	77.97	56.18	106.11
γ 39.0	115.98	62.06	43.80	86.58
γ 40.0	95.10	48.80	34.38	69.46
γ 41.0	76.95	38.45	27.51	55.08
γ 42.0	61.83	31.03	23.01	43.36
γ 43.0	49.08	26.03	20.22	34.38
γ 44.0	39.27	23.10	18.35	28.28
γ 45.0	32.33	21.14	16.99	24.38
γ 46.0	27.74	19.64	15.95	21.84

Candela Tabulation - (Cont.)

V/H	C0.0	C90.0	C180.0	C270.0
γ 47.0	24.79	18.52	15.10	20.04
γ 48.0	22.85	17.56	14.34	18.69
γ 49.0	21.43	16.66	13.64	17.62
γ 50.0	20.29	15.85	12.88	16.69
γ 51.0	19.26	14.96	11.84	15.90
γ 52.0	18.38	13.73	10.49	15.12
γ 53.0	17.49	12.18	9.65	14.24
γ 54.0	16.47	11.29	9.19	12.95
γ 55.0	14.94	10.74	8.81	11.60
γ 56.0	13.43	10.22	8.53	10.94
γ 57.0	12.70	9.81	8.26	10.50
γ 58.0	12.08	9.35	7.95	10.10
γ 59.0	11.56	8.86	7.63	9.78
γ 60.0	11.08	8.37	7.31	9.44
γ 61.0	10.59	7.94	7.04	9.09
γ 62.0	10.03	7.49	6.75	8.74
γ 63.0	9.53	7.09	6.48	8.38
γ 64.0	9.08	6.74	6.20	8.07
γ 65.0	8.61	6.35	5.84	7.78
γ 66.0	8.22	5.89	5.31	7.48
γ 67.0	7.84	5.26	4.49	7.16
γ 68.0	7.42	4.36	3.64	6.74
γ 69.0	6.91	3.48	2.89	6.14
γ 70.0	6.20	2.68	2.22	5.27
γ 71.0	5.25	2.00	1.64	4.41
γ 72.0	4.33	1.45	1.18	3.65
γ 73.0	3.54	1.00	0.79	2.99
γ 74.0	2.88	0.63	0.51	2.41
γ 75.0	2.30	0.37	0.29	1.92
γ 76.0	1.82	0.16	0.10	1.55
γ 77.0	1.45	0.00	0.00	1.26
γ 78.0	1.18	0.00	0.00	1.03
γ 79.0	0.95	0.00	0.00	0.82
γ 80.0	0.75	0.00	0.00	0.64
γ 81.0	0.57	0.00	0.00	0.48
γ 82.0	0.41	0.00	0.00	0.32
γ 83.0	0.27	0.00	0.00	0.18
γ 84.0	0.14	0.00	0.00	0.07
γ 85.0	0.02	0.00	0.00	0.00
γ 86.0	0.00	0.00	0.00	0.00
γ 87.0	0.00	0.00	0.00	0.00
γ 88.0	0.00	0.00	0.00	0.00
γ 89.0	0.00	0.00	0.00	0.00
γ 90.0	0.00	0.00	0.00	0.00
γ 91.0	0.00	0.00	0.00	0.00
γ 92.0	0.00	0.00	0.00	0.00
γ 93.0	0.00	0.00	0.00	0.00

Candela Tabulation - (Cont.)

V/H	C0.0	C90.0	C180.0	C270.0
γ 94.0	0.00	0.00	0.00	0.00
γ 95.0	0.00	0.00	0.00	0.00
γ 96.0	0.00	0.00	0.00	0.00
γ 97.0	0.00	0.00	0.00	0.00
γ 98.0	0.00	0.00	0.00	0.00
γ 99.0	0.00	0.00	0.00	0.00
γ 100.0	0.00	0.00	0.00	0.00
γ 101.0	0.00	0.00	0.00	0.00
γ 102.0	0.00	0.00	0.00	0.00
γ 103.0	0.00	0.00	0.00	0.00
γ 104.0	0.00	0.00	0.00	0.00
γ 105.0	0.00	0.00	0.00	0.00
γ 106.0	0.00	0.00	0.00	0.00
γ 107.0	0.00	0.00	0.00	0.00
γ 108.0	0.00	0.00	0.00	0.00
γ 109.0	0.00	0.00	0.00	0.00
γ 110.0	0.00	0.00	0.00	0.00
γ 111.0	0.00	0.00	0.00	0.00
γ 112.0	0.00	0.00	0.00	0.00
γ 113.0	0.00	0.00	0.00	0.00
γ 114.0	0.00	0.00	0.00	0.00
γ 115.0	0.00	0.00	0.00	0.00
γ 116.0	0.00	0.00	0.00	0.00
γ 117.0	0.00	0.00	0.00	0.00
γ 118.0	0.00	0.00	0.00	0.00
γ 119.0	0.00	0.00	0.00	0.00
γ 120.0	0.00	0.00	0.00	0.00
γ 121.0	0.00	0.00	0.00	0.00
γ 122.0	0.00	0.00	0.00	0.00
γ 123.0	0.00	0.00	0.00	0.00
γ 124.0	0.00	0.00	0.00	0.00
γ 125.0	0.00	0.00	0.00	0.00
γ 126.0	0.00	0.00	0.00	0.00
γ 127.0	0.00	0.00	0.00	0.00
γ 128.0	0.00	0.00	0.00	0.00
γ 129.0	0.00	0.00	0.00	0.00
γ 130.0	0.00	0.00	0.00	0.00
γ 131.0	0.00	0.00	0.00	0.00
γ 132.0	0.00	0.00	0.00	0.00
γ 133.0	0.00	0.00	0.00	0.00
γ 134.0	0.00	0.00	0.00	0.00
γ 135.0	0.00	0.00	0.00	0.00
γ 136.0	0.00	0.00	0.00	0.00
γ 137.0	0.00	0.00	0.00	0.00
γ 138.0	0.00	0.00	0.00	0.00
γ 139.0	0.00	0.00	0.00	0.00
γ 140.0	0.00	0.00	0.00	0.00

Candela Tabulation - (Cont.)

V/H	C0.0	C90.0	C180.0	C270.0
γ 141.0	0.00	0.00	0.00	0.00
γ 142.0	0.00	0.00	0.00	0.00
γ 143.0	0.00	0.00	0.00	0.00
γ 144.0	0.00	0.00	0.08	0.00
γ 145.0	0.00	0.00	0.13	0.02
γ 146.0	0.00	0.00	0.19	0.07
γ 147.0	0.00	0.00	0.24	0.13
γ 148.0	0.00	0.00	0.29	0.18
γ 149.0	0.05	0.05	0.35	0.24
γ 150.0	0.11	0.09	0.39	0.29
γ 151.0	0.16	0.15	0.44	0.34
γ 152.0	0.21	0.19	0.49	0.38
γ 153.0	0.26	0.25	0.52	0.43
γ 154.0	0.32	0.29	0.57	0.47
γ 155.0	0.37	0.34	0.62	0.51
γ 156.0	0.41	0.38	0.66	0.57
γ 157.0	0.46	0.43	0.70	0.61
γ 158.0	0.51	0.48	0.74	0.66
γ 159.0	0.55	0.52	0.79	0.69
γ 160.0	0.61	0.56	0.82	0.74
γ 161.0	0.66	0.60	0.86	0.78
γ 162.0	0.70	0.66	0.90	0.82
γ 163.0	0.74	0.69	0.94	0.86
γ 164.0	0.79	0.74	0.97	0.91
γ 165.0	0.84	0.77	1.01	0.93
γ 166.0	0.88	0.81	1.03	0.97
γ 167.0	0.91	0.86	1.07	1.00
γ 168.0	0.96	0.89	1.09	1.04
γ 169.0	0.99	0.94	1.12	1.07
γ 170.0	1.04	0.96	1.14	1.10
γ 171.0	1.07	1.00	1.16	1.12
γ 172.0	1.10	1.03	1.18	1.15
γ 173.0	1.13	1.06	1.20	1.18
γ 174.0	1.15	1.10	1.22	1.21
γ 175.0	1.17	1.11	1.23	1.22
γ 176.0	1.20	1.14	1.24	1.24
γ 177.0	1.22	1.16	1.25	1.25
γ 178.0	1.24	1.17	1.26	1.27
γ 179.0	1.26	1.19	1.26	1.27
γ 180.0	1.25	1.25	1.25	1.25